



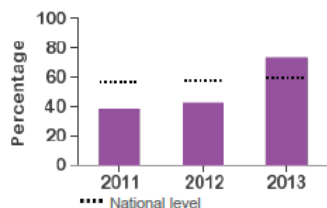
The St Thomas the Apostle College (URN: 100857, DfE No.: 2105402) - Key Stage 4

How are pupils doing in exams? (Attainment)

Overall

In 2013, 73% of all pupils attained five GCSEs grade A*-C including English and mathematics. This is an increase of 31 percentage points since 2012.

Percentage of pupils who attained five GCSEs grade A*-C including English and mathematics



In 2013, the school's result was in the top 20% of similar schools' results, and in the top 20% of all schools.

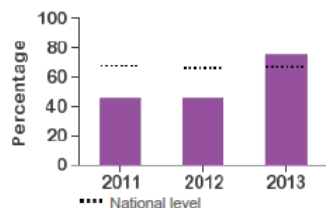
Comparison with other schools

Similar schools	All schools
Highest	Highest
2nd quintile	2nd quintile
3rd quintile	3rd quintile
4th quintile	4th quintile
Lowest	Lowest

English

In 2013, 75% of pupils attained grade A*-C in English (EBacc). This is an increase of 30 percentage points since 2012.

Percentage of pupils who attained grade A*-C in English (EBacc)



In 2013, the school's result was in the top 20% of similar schools' results, and in the top 40% of all schools.

Comparison with other schools

Similar schools	All schools
Highest	Highest
2nd quintile	2nd quintile
3rd quintile	3rd quintile
4th quintile	4th quintile
Lowest	Lowest

Mathematics

In 2013, 91% of all pupils attained grade A*-C in mathematics (EBacc). This is an increase of 20 percentage points since 2012.

Percentage of pupils who attained grade A*-C in mathematics (EBacc)



In 2013, the school's result was in the top 20% of similar schools' results, and in the top 20% of all schools.

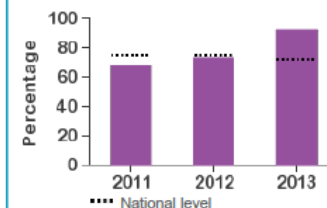
Comparison with other schools

Similar schools	All schools
Highest	Highest
2nd quintile	2nd quintile
3rd quintile	3rd quintile
4th quintile	4th quintile
Lowest	Lowest

Science

In 2013, 71% of pupils were entered for science (EBacc) and 92% of these attained grades A*-C. This is an increase of 19 percentage points since 2012 when 76% were entered.

Percentage of pupils who attained grade A* to C in science (EBacc)



In 2013, the school's result was in the top 20% of similar schools' results, and in the top 20% of all schools.

Comparison with other schools

Similar schools	All schools
Highest	Highest
2nd quintile	2nd quintile
3rd quintile	3rd quintile
4th quintile	4th quintile
Lowest	Lowest